






# PMEX UPDATE


BUY	
	<b>CRUDE10-JY26</b>
91.10	2.73%
Expiry	19/Jun/26
Remaining	22 Days
<b>Entry</b>	91 - 91.3
<b>Stoploss</b>	90.13
<b>Take Profit</b>	92.5 - 93.33


BUY	
	<b>NGAS1K-Jy26</b>
3.0920	-0.10%
Expiry	25/Jun/26
Remaining	28 Days
<b>Entry</b>	3.07 - 3.09
<b>Stoploss</b>	3.04
<b>Take Profit</b>	3.12 - 3.16


SELL	
	<b>GO10Z-AU26</b>
4,422.75	-1.31%
Expiry	29/Jul/26
Remaining	62 Days
<b>Entry</b>	4450 - 4438
<b>Stoploss</b>	4470.00
<b>Take Profit</b>	4422 - 4400


SELL	
	<b>SL10-JY26</b>
73.32	-2.05%
Expiry	26/Jun/26
Remaining	29 Days
<b>Entry</b>	74.14 - 73.79
<b>Stoploss</b>	74.81
<b>Take Profit</b>	72.95 - 72.29


SELL	
	<b>PLATINUM5-JY26</b>
1,881.55	-2.41%
Expiry	26/Jun/26
Remaining	29 Days
<b>Entry</b>	1900 - 1890
<b>Stoploss</b>	1913.00
<b>Take Profit</b>	1869 - 1854


SELL	
	<b>COPPER-JY26</b>
6.3285	-0.18%
Expiry	22/Jun/26
Remaining	25 Days
<b>Entry</b>	6.37 - 6.35
<b>Stoploss</b>	6.38
<b>Take Profit</b>	6.31 - 6.27


SELL	
	<b>ICOTTON-JY26</b>
75.80	-0.47%
Expiry	22/Jun/26
Remaining	25 Days
<b>Entry</b>	76.32 - 76.16
<b>Stoploss</b>	76.85
<b>Take Profit</b>	75.62 - 75.16

SELL	
	<b>DJ-JU26</b>
50,622	-0.21%
Expiry	17/Jun/26
Remaining	20 Days
<b>Entry</b>	50686 - 50638
<b>Stoploss</b>	50788.00
<b>Take Profit</b>	50514 - 50445

SELL	
	<b>SP500-JU26</b>
7,521	-0.25%
Expiry	17/Jun/26
Remaining	20 Days
<b>Entry</b>	7542 - 7535
<b>Stoploss</b>	7551.00
<b>Take Profit</b>	7522 - 7510

BUY	
	<b>NSDQ100-JU26</b>
29,926	-0.40%
Expiry	17/Jun/26
Remaining	20 Days
<b>Entry</b>	29757 - 29836
<b>Stoploss</b>	29688.00
<b>Take Profit</b>	29929 - 29963

BUY	
	<b>GOLDUSDJPY-JY26</b>
159.42	-0.06%
Expiry	26/Jun/26
Remaining	29 Days
<b>Entry</b>	159.47 - 159.49
<b>Stoploss</b>	159.33
<b>Take Profit</b>	159.62 - 159.72

SELL	
	<b>GOLDEURUSD-JY26</b>
1.1619	-0.06%
Expiry	26/Jun/26
Remaining	29 Days
<b>Entry</b>	1.1641 - 1.1631
<b>Stoploss</b>	1.165
<b>Take Profit</b>	1.1604 - 1.1587

## Major Headlines

### Oil prices tick higher amid renewed U.S.-Iran hostilitie

Oil prices rose on Thursday after the U.S. and Iran traded air strikes, denting hopes for a peace deal that would unblock the Strait of Hormuz. Brent oil futures, the global oil benchmark, surged 2.3% to \$96.42 a barrel by 05:51 ET (09:51 GMT), while U.S. West Texas Intermediate crude futures jumped 2.2% to \$90.52 a barrel. Iran's Islamic Revolutionary Guard Corps said it had struck a American airbase in Kuwait, in retaliation for U.S. attacks on the Iranian port city of Bandar Abbas earlier in the day. [see more...](#)

### Gold prices slide as U.S.-Iran hostilities keep inflation, rate hike fears in play

Iran's Islamic Revolutionary Guard Corps said it had struck a American airbase in Kuwait, in retaliation for U.S. attacks on the Iranian port city of Bandar Abbas earlier in the day. Separately, Kuwait said it was defending against missile and drone attacks, but did not specify the source of the attacks. The attacks marked a resumption in open hostilities between the U.S. and Iran, despite repeated claims by Washington that a longstanding ceasefire remained in place. [see more...](#)

### Wall St futures gain on US-Iran peace talk hopes

U.S. stock index futures rose to record highs on Tuesday, as investors remained optimistic about Middle East peace negotiations despite recent strikes, while AI-led gains in chip stocks boosted sentiment. U.S. Secretary of State Marco Rubio said on Tuesday that negotiating the deal with Iran could "take a few days," while President Donald Trump said on a Truth Social post on Monday that talks with Iran were going "nicely." Brent crude oil rose as much as 3% and global stocks wavered as uncertainty lingered over whether a deal [see more...](#)

### USD/JPY Price Forecast: Dollar ticks up to 159.00 as Iran's peace talks wobble

The US Dollar (USD) appreciates against the Japanese Yen (JPY) for the second consecutive day on Tuesday, hitting session highs above 159.00 at the time of writing, as fresh US attacks on Iran put the peace process into question. The pair, however, remains within previous ranges, below last week's high, at 159.35. Markets have reacted with caution to news about attacks targeting missile sites and boats in southern Iran, which have been considered defensive by US [see more...](#)

### Euro hesitates below 1.1650 as US-Iran tensions escalate

The Euro (EUR) remains flat against the US Dollar (USD) for the second consecutive day on Tuesday, trading at 1.1645 at the time of writing, after bouncing up from 1.1624 highs. The pair is lacking a clear direction this week, with investors wary of taking excessive risks, awaiting clarity from the US-Iran conflict. Market sentiment suffered a setback on Tuesday, amid news reporting US attacks on military targets in Southern Iran, which have been considered "defensive" by US authorities. Iran's Supreme Leader, Mojtaba Khamenei [see more...](#)

### USD Dollar Index (DXY) Price Forecast: Clings to gains above 99.00, near 23.6% Fib.

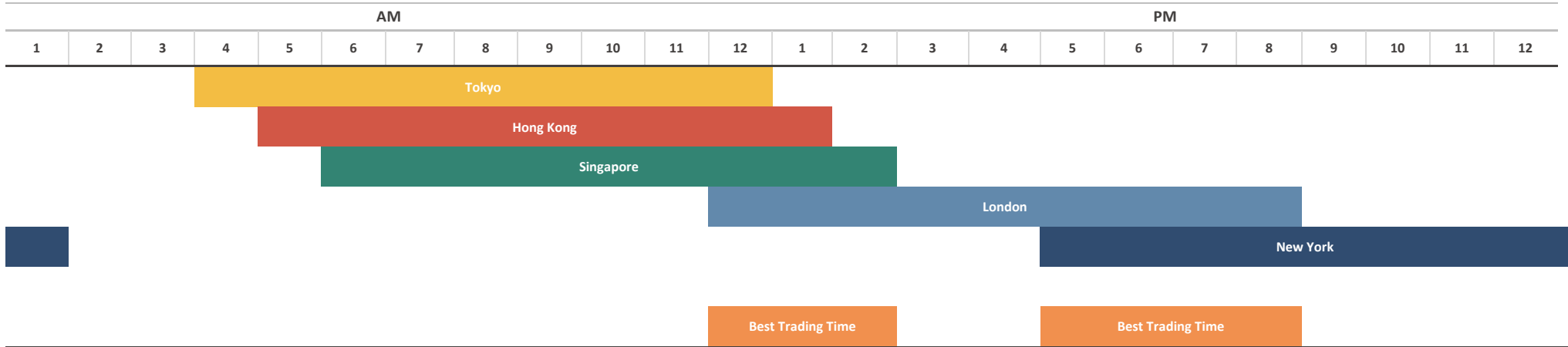
The US Dollar Index (DXY), which tracks the Greenback against a basket of currencies, regains positive traction on Tuesday and reverses part of the previous day's slide to a one-week low. The index sticks to modest gains through the early European session and currently trades just above the 99.00 mark, up over 0.10% for the day. The optimism over a potential US-Iran peace deal fades rather quickly amid reports that US forces conducted self-defense strikes in southern Iran [see more...](#)

## Economic Calendar

Event	Date	Time	Currency	Importance	Actual	Forecast	Previous
Core PCE Price Index (MoM) (Apr)	28/5/2026	5:30 PM	USD	High volatility		0.30%	0.30%
Core PCE Price Index (YoY) (Apr)	28/5/2026	5:30 PM	USD	High volatility		3.30%	3.20%
GDP (QoQ) (Q1)	28/5/2026	5:30 PM	USD	High volatility		2.00%	0.50%
Durable Goods Orders (MoM) (Apr)	28/5/2026	5:30 PM	USD	High volatility		4.00%	0.80%
Initial Jobless Claims	28/5/2026	5:30 PM	USD	High volatility		211K	209K
New Home Sales (Apr)	28/5/2026	7:00 PM	USD	High volatility		661K	682K
Crude Oil Inventories	28/5/2026	9:00 PM	USD	High volatility		-3.800M	-7.863M

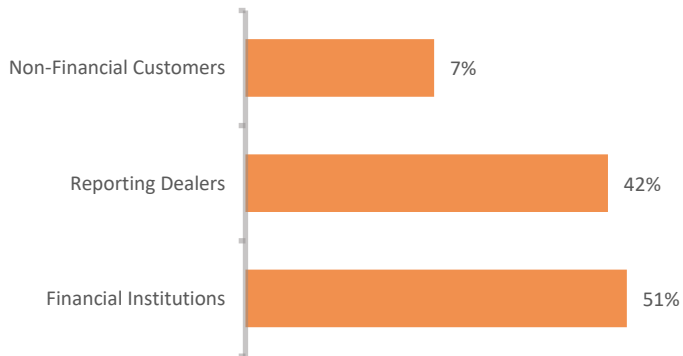
# FOREX MARKETS' STATISTICS

## Forex Market Hours

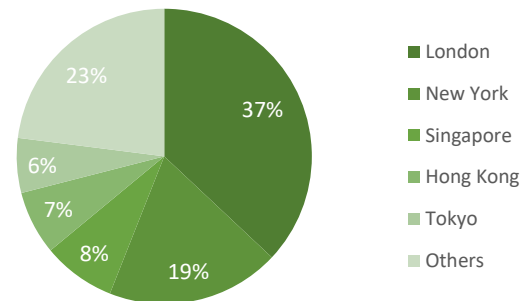


Note: This chart shows the normal forex trading times of all the major forex trading centers across the globe in Pakistan Standard Time.

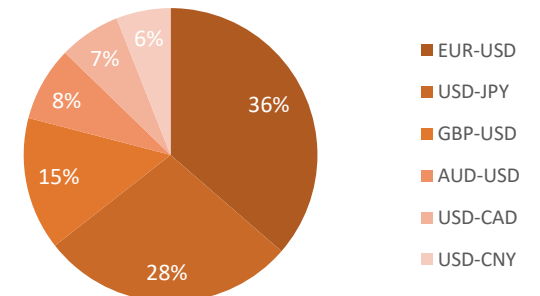
### Forex Turnover by Counterparty



### Markets' Share in Total Forex Turnover



### Most Traded Currency Pairs



Sources: ACPL Research, Forexmarkethours, Dailyfx, Ig

# DISCLAIMER

This report has been prepared by Abbasi and Company (Private) Limited and is provided for information purposes only. Abbasi and Company (Private) Limited (ACPL) is engaged in brokerage business of commodities futures in Pakistan and to provide the trading/ execution facility on Pakistan Mercantile Exchange (PMEX). There is risk of loss in trading in derivatives (futures). The author, directors and other employees of Abbasi and Company (Private) Limited and its affiliates cannot be held responsible for any loss in trading. Futures; futures on margin carries a high level of risk and may not be suitable for all investors. The high degree of leverage can work against the investor/ traders. Before deciding to invest in Commodity derivatives, you should carefully consider your investment objectives, level of experience, and risk appetite. The possibility exists that you could sustain a loss of some or all of your initial investment and therefore you should not invest money that you cannot afford to lose. You should be aware of all the risks associated with futures trading in commodities and other financial products. We take no responsibility for any loss made in investment on any instruments through us. In any event Abbasi and Company (Private) Limited, its affiliates, agents will not be liable to anyone for any decision made or action taken for investment/ trading. Abbasi and Company (Private) Limited, its affiliates, directors and employees cannot be held responsible for any loss in trading due to any problem in connectivity; failure of system; technical problem in the software or any other reason whatever.

All the reports/ recommendations/ trading calls/ opinions are advisory in nature and contains the opinions of the author, which are not to be construed as investment advices. The author, directors and other employees of Abbasi and Company (Private) Limited and its affiliates cannot be held responsible for the accuracy of the information presented herein or for the results of the positions taken based on the opinions expressed in the reports/ views from Abbasi and Company (Private) Limited. All the views/ recommendations/ trading calls and opinions are based on the information, which are believed to be accurate and no assurance can be given for the accuracy of these information.

Derivatives trading involve substantial risk. The valuation of the underlying may fluctuate, and as a result, clients may lose their entire original investment. In no event should the content of this research report be construed as an express or an implied promise, guarantee or implication by, or from, Abbasi and Company (Private) Limited that you will profit or that losses can, or will be, limited in any manner whatsoever. Past results are no indication of future performance. The information provided in this report is intended solely for informative purposes and is obtained from sources believed to be reliable. Information is in no way guaranteed. No guarantee of any kind is implied or possible where projections of future conditions are attempted. Investments in securities market are subject to market risks, read all the related documents carefully before investing.

All rights reserved by Abbasi and Company (Private) Limited. This report or any portion hereof may not be reproduced, distributed, or published by any person for any purpose whatsoever. Nor can it be sent to a third party without prior consent of Abbasi and Company (Private) Limited. Action could be taken for unauthorized reproduction, distribution, or publication.

The research analyst, primarily involved in the preparation of this report, certifies that (1) the views expressed in this report accurately reflect his/her personal views about the subject commodity/index /currency pair and (2) no part of his/her compensation was, is or will be directly or indirectly related to the specific recommendations or views expressed in this report.

## DISCLOSURE

Following exchange rates are used to convert investment and profit values:

- USD/PKR: 280.10
- JPY/PKR: 1.97

To arrive at our Target Price, Abbasi & Company (Private) Limited uses following methods:

- Technical Analysis
- Fundamental Analysis

Furthermore, profit and returns are inclusive of all expenses including PMEX Fee, ACPL Fee & Sales Tax

## RESEARCH DISSEMINATION POLICY

Abbasi & Company (Private) Limited endeavors to make all reasonable efforts to disseminate research to all eligible clients in a timely manner through either physical or electronic distribution such as email, fax mail etc. Nevertheless, all clients may not receive the material at the same time.

### PREPARED BY

Muhammad Rashid Nawaz  
Phone: (+92) 42 38302028  
Ext: 118  
Email: [umairjaved@abbasiandcompany.com](mailto:umairjaved@abbasiandcompany.com)

### RESEARCH DEPARTMENT

6 - Shadman, Lahore  
Phone: (+92) 42 38302028; Ext: 116, 117  
Email: [research@abbasiandcompany.com](mailto:research@abbasiandcompany.com)  
web: [www.abbasiandcompany.com](http://www.abbasiandcompany.com)

### HEAD OFFICE

6 - Shadman, Lahore  
Phone: (+92) 42 38302028  
Email: [support@abbasiandcompany.com](mailto:support@abbasiandcompany.com)  
web: [www.abbasiandcompany.com](http://www.abbasiandcompany.com)